


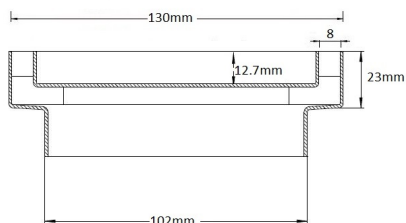


# SQ100Ti20DN100

Square Floor Waste



### Steel Grade 316



Grates longer than 1500mm supplied in sections. Tile Inserts longer than 1200mm supplied in sections. Channels over 3000mm supplied in sections with joiner. +/-2mm tolerance on dimensions.

### Square Floor waste with Tile Insert

The SQ100Ti is a standard floor waste drain.

The SQ Range of floor waste units allow the integration of a standard floor waste with Stormtech linear drainage.

Tile Insert Floor waste measures 130mm x 130mm.


It is suitable for tiles up to 12mm thick.

**Available with 101mm outlet**

## SPECIFICATIONS + DIMENSIONS

<b>Channel Width</b>	130mm
<b>Channel Depth</b>	23mm
<b>Length(s)</b>	130mm
<b>Outlet Size</b>	DN100

## STORMTECH COLOUR FINISHES



**Electroplate finishes subject to natural variation with time and local environment. Factors such as pools/surf beaches may require electropolishing. Contact us for suitability.**

## PRODUCT APPLICATIONS

Bathroom Drainage  
Balcony Drainage  
Commercial Drainage  
Courtyard / Patio Drainage  
Paved Area Drainage  
Shower Drainage

## Multi-Residential Drainage

### Wet Area Drainage



Copyright © Stormtech Pty Ltd. Patent 733361. Drawings not to scale, please use dimensions shown.  
Downloaded 08/05/2024 (please check for updates)

Visit **stormtech.com.au**  
for tools + inspiration.

Phone **1300 653 403**

Email **info@stormtech.com.au**