

Order and Quote Form

Premium Threshold - With Sill Only




Select Grate Style



AR
Architectural
2mm wire
2mm gap



PAS
Punched
Angle Slot



MND
Marc Newson



PS
Punched
Slot

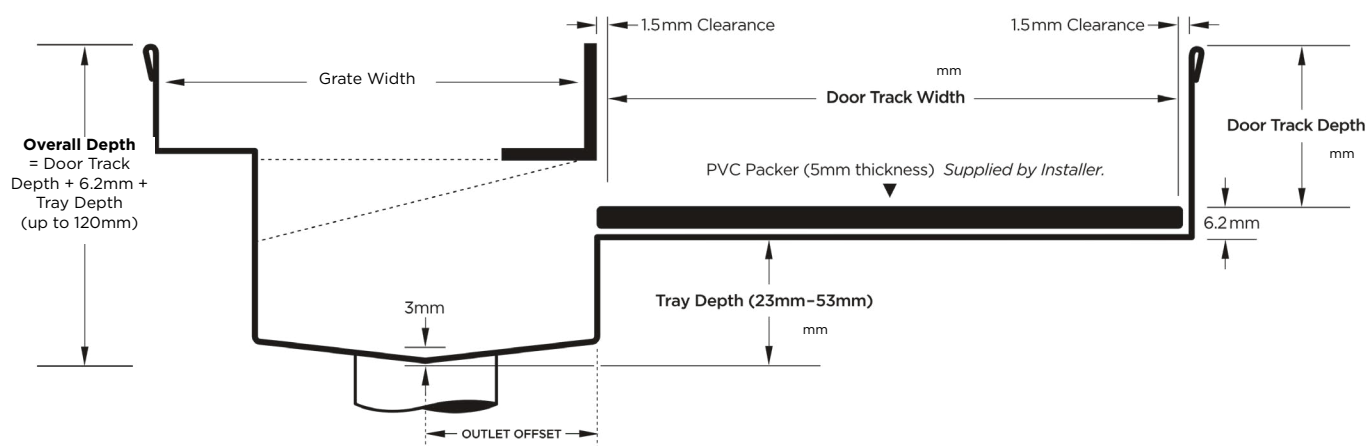


PPS
Punched
Perpendicular
Slot

Grate Width

65mm
(Minimum door track depth 35mm) O/A Width = 80mm + Door Track Width
100mm
(Minimum door track depth 30mm) O/A Width = 114mm + Door Track Width

Channel + Door Track Dimensions



Length + Outlet Requirements

Please include drainage length and all required outlets.

Required Outlet Size

| | | | | |
|-------------------|------|------|------|------|
| 65 & 100mm Grates | 32mm | 38mm | 44mm | 51mm |
| 100mm Grates only | 63mm | 76mm | 89mm | |

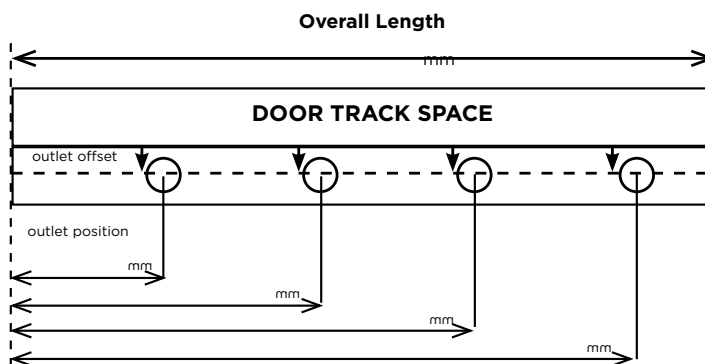
Optional Components (Additional Charges Apply)

Concrete Ties (17mm wide / 10mm hole, extend 30mm from base)

Electropolishing (recommended for installation in marine or pool area environments)

Overflow Outlet

PLEASE NOTE Minimum channel length equals door track length plus 6mm. Grates longer than 1500mm and Tile Inserts longer than 1200mm are supplied in multiple sections. Channels 2950mm maximum in one piece, channels over 2950mm are supplied in multiple sections with joiner. See AS3500 standard & local regulator for specific outlet & drainage requirements.
+/- 2mm tolerance on dimensions.



Full Name

Email Address

Company Name

Order Number

Stormtech Quote Number

Telephone

Signature