



ARCHITECTURAL  
GRATES + DRAINS



# 125Custom-304-A

## Linear Drain



304 stainless steel grate and channel up to 125mm wide and custom channel depth.

Depth between 42mm and 100mm for a Recessed Channel.

Depth between 22mm and 135mm for a U shape Channel.

Available with a 3mm wire x 5mm gap, 5mm wire x 5mm gap, 5mm wire x 5mm gap GRATE GRIP slip resistant dimple finish and 2mm wire x 2.5mm gap grates

Suits Load Class A.

For site specific needs or unusual situations, choose from our Custom Fabrication range.

Stormtech can customise any drainage requirements to achieve maximum efficiency.

**Code** 125Custom-304-A

**Range** Custom Fabrication

**Grate Style** CR

**Category** Custom Made


**Channel Material** Stainless Steel

**Steel Grade** 304

### SPECIFICATIONS + DIMENSIONS

|                      |                               |
|----------------------|-------------------------------|
| <b>Channel Width</b> | 135mm                         |
| <b>Channel Depth</b> | 22mm - 135mm                  |
| <b>Length(s)</b>     | As Required                   |
| <b>Outlet Size</b>   | DN40, DN50, DN65, DN80, DN100 |

### STORMTECH COLOUR FINISHES

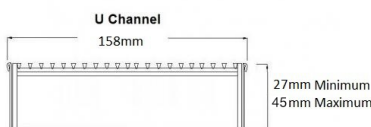
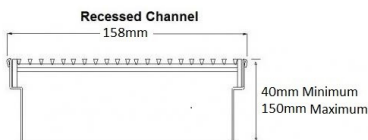


Electroplate finishes subject to natural variation with time and local environment. Factors such as pools/surf beaches may require electropolishing. Contact us for suitability.

### PRODUCT APPLICATIONS

- |                             |                            |
|-----------------------------|----------------------------|
| Bathroom Drainage           | Pool and Spa Area Drainage |
| Aged / Health Care Drainage | Hospitality Drainage       |
| Balcony Drainage            | Paved Area Drainage        |
| Commercial Drainage         | Shower Drainage            |
| Courtyard / Patio Drainage  | Multi-Residential Drainage |
| Driveway Drainage           | Special Needs Drainage     |

Copyright © Stormtech Pty Ltd. Patent 733361. Drawings not to scale, please use dimensions shown. Downloaded 19/09/2024 (please check for updates)



Grates longer than 1500mm supplied in sections. Tile Inserts longer than 1200mm supplied in sections. Channels over 3000mm supplied in sections with joiner. +/-2mm tolerance on dimensions.



Visit [stormtech.com.au](http://stormtech.com.au)  
for tools + inspiration.

Phone **1300 653 403**

Email [info@stormtech.com.au](mailto:info@stormtech.com.au)