




ARCHITECTURAL
GRATES + DRAINS



65TiG25

Tile Insert Drain



The 65TiG25 is a modular drainage system with a stainless steel tile insert and uPVC channel.

The 65TiG25 is a Tile Insert Drain manufactured from 1.5mm thick 316 marine grade stainless steel.

Suitable for tiles up to 10mm thick.

Code 65TiG25

Range 65

Grate Style Ti

Category Modular Kits


Channel Material uPVC

Steel Grade 316

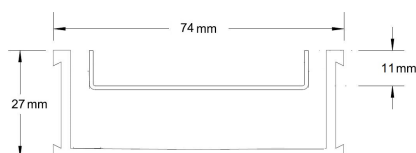
SPECIFICATIONS + DIMENSIONS

Channel Width	74mm
Channel Depth	27mm
Length(s)	900mm 1000mm 1200mm 1500mm 1800mm 2000mm 1900mm 2200mm 2400mm 2700mm 3000mm
Outlet Size	DN40, DN50

STORMTECH COLOUR FINISHES



Electroplate finishes subject to natural variation with time and local environment. Factors such as pools/surf beaches may require electropolishing. Contact us for suitability.



Grates longer than 1500mm supplied in sections. Tile Inserts longer than 1200mm supplied in sections. Channels over 3000mm supplied in sections with joiner. +/-2mm tolerance on dimensions.

PRODUCT APPLICATIONS

- | | |
|-----------------------------|----------------------------|
| Bathroom Drainage | Hospitality Drainage |
| Aged / Health Care Drainage | Paved Area Drainage |
| Balcony Drainage | Shower Drainage |
| Commercial Drainage | Multi-Residential Drainage |
| Courtyard / Patio Drainage | Special Needs Drainage |
| Pool and Spa Area Drainage | Threshold Drainage |

Copyright © Stormtech Pty Ltd. Patent 733361. Drawings not to scale, please use dimensions shown. Downloaded 22/02/2025 (please check for updates)



Visit stormtech.com.au
for tools + inspiration.

Phone **1300 653 403**

Email info@stormtech.com.au