




ARCHITECTURAL
GRATES + DRAINS



SQP100Ti20-BLACK

Tile Insert Drain



Premium Square Floor waste with Tile Insert
powdercoated in black

The SQP Range of floor waste units allow the integration of a standard floor waste with Stormtech linear drainage.

Tile Insert Floor waste measures 130mm x 130mm.

It is suitable for tiles up to 12mm thick.

Code SQP100Ti20-BLACK

Range Square

Grate Style Ti

Category Fixed-Length Units

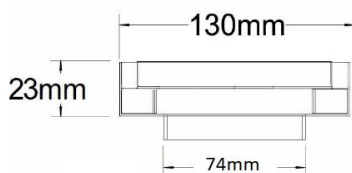

Channel Material Stainless Steel

Steel Grade 316

SPECIFICATIONS + DIMENSIONS

Channel Width	130mm
Channel Depth	23mm
Length(s)	130mm
Outlet Size	DN80

STORMTECH COLOUR FINISHES



PRODUCT APPLICATIONS

- Bathroom Drainage
- Balcony Drainage
- Commercial Drainage
- Courtyard / Patio Drainage
- Pool and Spa Area Drainage
- Paved Area Drainage
- Shower Drainage
- Wet Area Drainage

Copyright © Stormtech Pty Ltd. Patent 733361. Drawings not to scale, please use dimensions shown.



Visit stormtech.com.au
for tools + inspiration.

Phone **1300 653 403**

Email info@stormtech.com.au