




ARCHITECTURAL
GRATES + DRAINS



100Tii40MTL

Tile Insert Drain



All stainless steel drainage unit made to specified length with specified outlet position.

The 100Tii40 is a Tile Insert Drain manufactured from 3mm thick 316 marine grade stainless steel.

Suitable for tiles up to 25mm thick.

The maximum length of the tile insert will be 1200mm in one piece, channels longer than 1200mm will have inserts in multiple equal sections

Code 100Tii40MTL

Range 100

Grate Style Ti

Category Made-to-Length


Channel Material Stainless Steel

Steel Grade 316

SPECIFICATIONS + DIMENSIONS

Channel Width	106mm
Channel Depth	42mm
Length(s)	As Required
Outlet Size	DN40, DN50, DN65, DN80, DN100

STORMTECH COLOUR FINISHES

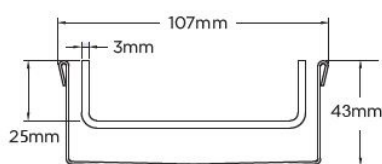


Electroplate finishes subject to natural variation with time and local environment. Factors such as pools/surf beaches may require electropolishing. Contact us for suitability.

PRODUCT APPLICATIONS

Bathroom Drainage
Aged / Health Care Drainage
Balcony Drainage
Commercial Drainage
Courtyard / Patio Drainage
Pool and Spa Area Drainage

Hospitality Drainage
Paved Area Drainage
Shower Drainage
Multi-Residential Drainage
Special Needs Drainage
Threshold Drainage



Grates longer than 1500mm supplied in sections. Tile Inserts longer than 1200mm supplied in sections. Channels over 3000mm supplied in sections with joiner. +/-2mm tolerance on dimensions.

Copyright © Stormtech Pty Ltd. Patent 733361. Drawings not to scale, please use dimensions shown.
Downloaded 10/02/2026 (please check for updates)



Visit **stormtech.com.au**
for tools + inspiration.

Phone **1300 653 403**

Email **info@stormtech.com.au**