




ARCHITECTURAL
GRATES + DRAINS



100AATDiS

Threshold with Sill



The 100AATDiS is a Threshold Drain for door track only applications featuring our 100mm Anodised Aluminium Wave grate design.

Suitable for sliding and hinged doors.

A threshold drain for sill usage only featuring a concealed channel section system with an integrated sill suitable for all door track types.

Allows door sills to be drained while having internal and external floor surfaces with no step down.

Code 100AATDiS

Range Threshold

Grate Style AA

Category Made-to-Length


Channel Material Stainless Steel

Steel Grade 316

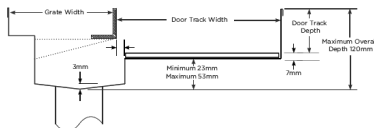
SPECIFICATIONS + DIMENSIONS

| | |
|----------------------|-------------|
| Channel Width | 110mm |
| Channel Depth | Adjustable |
| Length(s) | As Required |
| Outlet Size | N/A |

STORMTECH COLOUR FINISHES



Electroplate finishes subject to natural variation with time and local environment. Factors such as pools/surf beaches may require electropolishing. Contact us for suitability.



Grates longer than 1500mm supplied in sections. Tile Inserts longer than 1200mm supplied in sections. Channels over 3000mm supplied in sections with joiner. +/-2mm tolerance on dimensions.

PRODUCT APPLICATIONS

- Aged / Health Care Drainage
- Balcony Drainage
- Commercial Drainage
- Multi-Residential Drainage
- Threshold Drainage
- Suspended Slab Drainage

Copyright © Stormtech Pty Ltd. Patent 733361. Drawings not to scale, please use dimensions shown. Downloaded 03/12/2023 (please check for updates)



Visit stormtech.com.au
for tools + inspiration.

Phone **1300 653 403**

Email info@stormtech.com.au