




Order and Quote Form

TR Threshold Drain with Sill Only Stormtech Linear Drainage

Grate Style

TR Standard Grate
3mm wire / 5mm gap

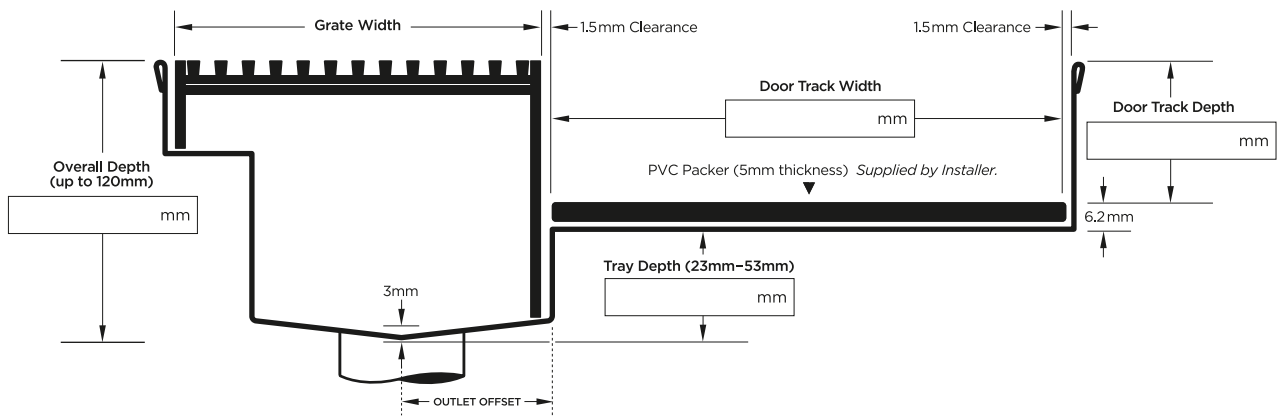


Grate Dimensions

Width of Grate

- 65mm** Overall Width: 76mm + Door Track
- 100mm** Overall Width: 111mm + Door Track

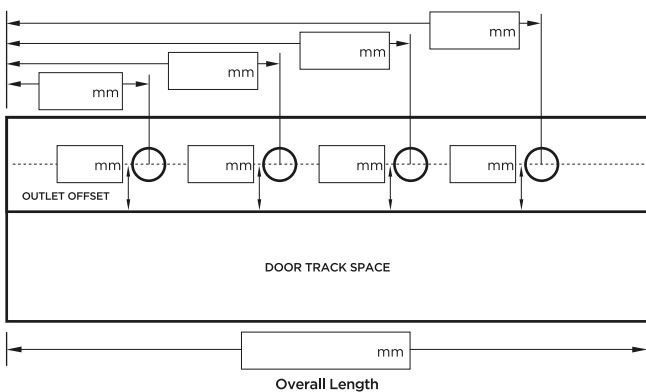
Channel + Door Track Dimensions



Dimensions not to scale.

Length + Outlet Requirements

Please include drainage length and all required outlets. Outlets can be offset from centre of channel, please specify as required.



Required Outlet Size

- 32mm 38mm 44mm
- 51mm 63mm 76mm

Optional Components (Additional Charges Apply)

- Concrete Ties
- Stainless Steel Packer (5mm thickness)

PLEASE NOTE Minimum channel length equals door track length plus 6mm. Grates longer than 1500mm are supplied in multiple sections. Channels 3000mm maximum in one piece, channels over 3000mm are supplied in multiple sections with joiner. See AS3500 standard & local regulator for specific outlet & drainage requirements. +/- 2mm tolerance on dimensions.

Full Name

Company Name

Telephone

Email Address

Order Number

Stormtech Quote Number

Signature