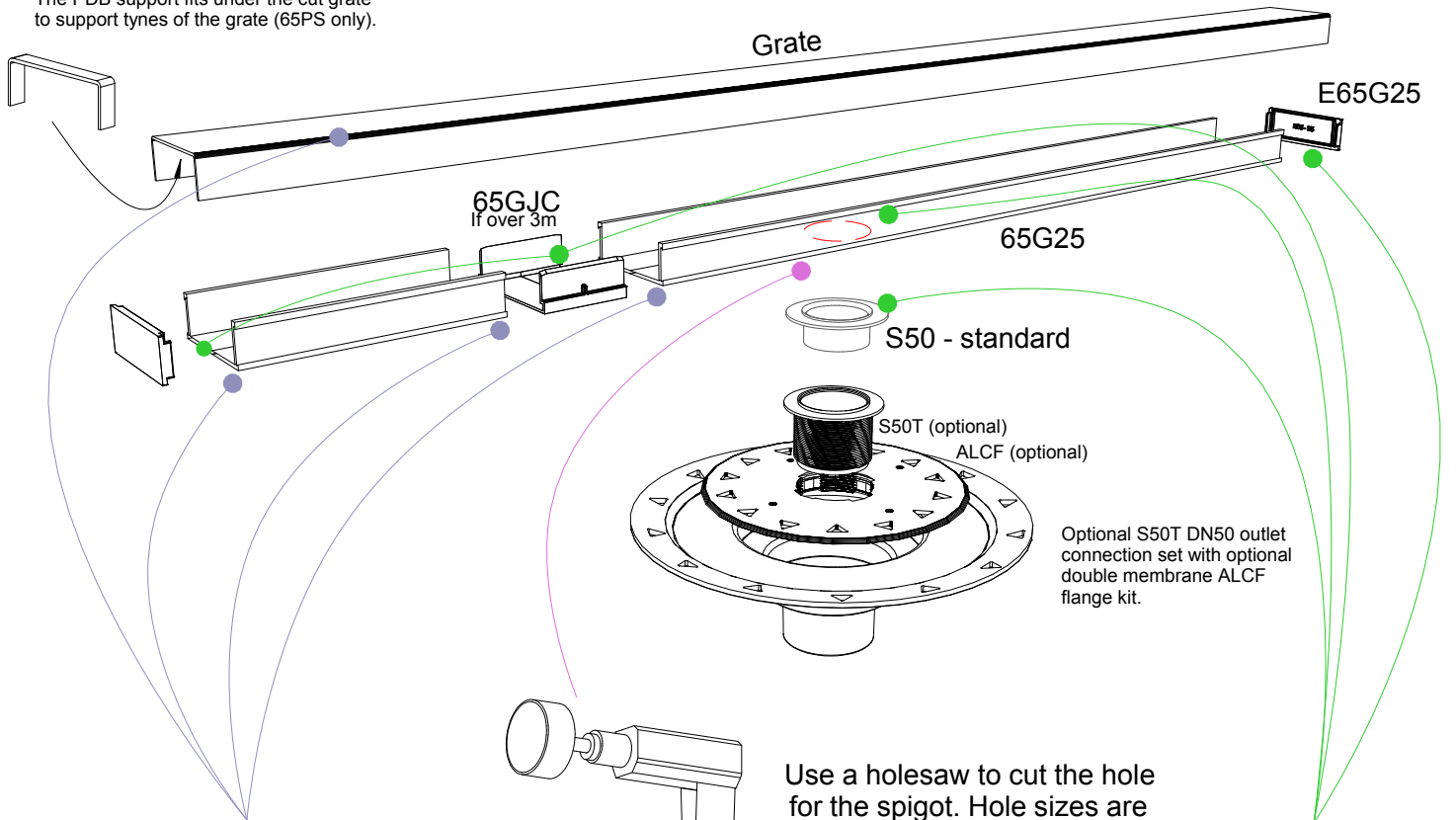


65G25 Assembly

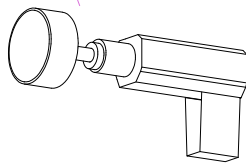
For 65ARG25, 65MNDG25, 65PHG25, 65PSG25, 65TRG25, and 65TRTiG25.



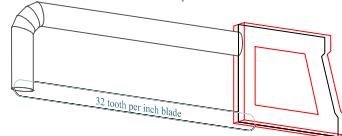
The PDB support fits under the cut grate to support tynes of the grate (65PS only).



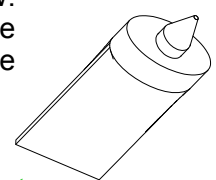
Optional S50T DN50 outlet connection set with optional double membrane ALCF flange kit.



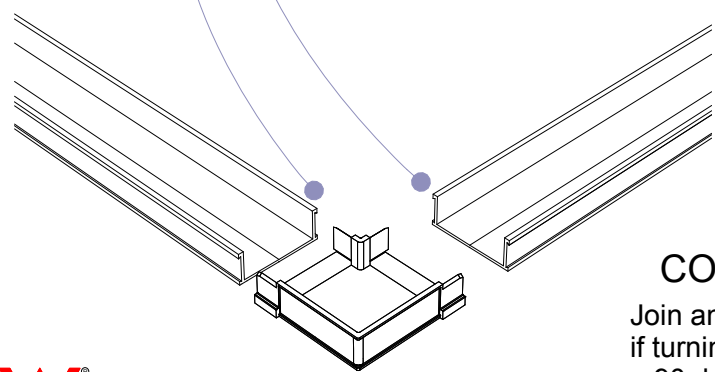
Use a holesaw to cut the hole for the spigot. Hole sizes are per below:
 51mm holesaw for S50 spigot to 50mm DWV pipe
 37mm holesaw for S40 spigot to 40mm DWV pipe



Use a hacksaw with 32TPI blade to cut both stainless grate and PVC channel.
NOTE, cut the GRATE AFTER the CHANNEL is ASSEMBLED.
 The GRATE will be SHORTER to fit INSIDE the channel.



PVC solvent cement the parts together. Use type N clear with clear primer.



65GAM

CORNERS

Join angles as shown if turning channel around a 90 degree corner.

