




ARCHITECTURAL
GRATES + DRAINS



100Tii20

Tile Insert Drain



The 100Tii20 is a modular all stainless steel drainage system.

The 100Tii20 is a Tile Insert Drain manufactured from 1.5mm thick 316 marine grade stainless steel.


Suitable for tiles up to 10mm thick.

- Code** 100Tii20
- Range** 100
- Grate Style** Ti
- Category** Modular Kits
- Channel Material** Stainless Steel
- Steel Grade** 316

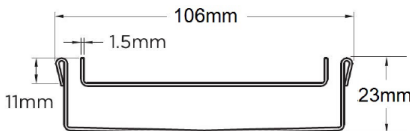
SPECIFICATIONS + DIMENSIONS

Channel Width	106mm
Channel Depth	23mm
Length(s)	1000mm 1200mm 1500mm 1800mm 1900mm 2000mm
Outlet Size	DN80, DN100

STORMTECH COLOUR FINISHES



Electroplate finishes subject to natural variation with time and local environment. Factors such as pools/surf beaches may require electropolishing. Contact us for suitability.



Grates longer than 1500mm supplied in sections. Tile Inserts longer than 1200mm supplied in sections. Channels over 3000mm supplied in sections with joiner. +/-2mm tolerance on dimensions.

PRODUCT APPLICATIONS

- Bathroom Drainage
- Multi-Residential Drainage
- Aged / Health Care Drainage
- Special Needs Drainage
- Balcony Drainage
- Threshold Drainage
- Commercial Drainage
- Wet Area Drainage
- Hospitality Drainage
- Shower Drainage

Copyright © Stormtech Pty Ltd. Patent 733361. Drawings not to scale, please use dimensions shown. Downloaded 10/12/2023 (please check for updates)



Visit stormtech.com.au
for tools + inspiration.

Phone **1300 653 403**

Email info@stormtech.com.au